



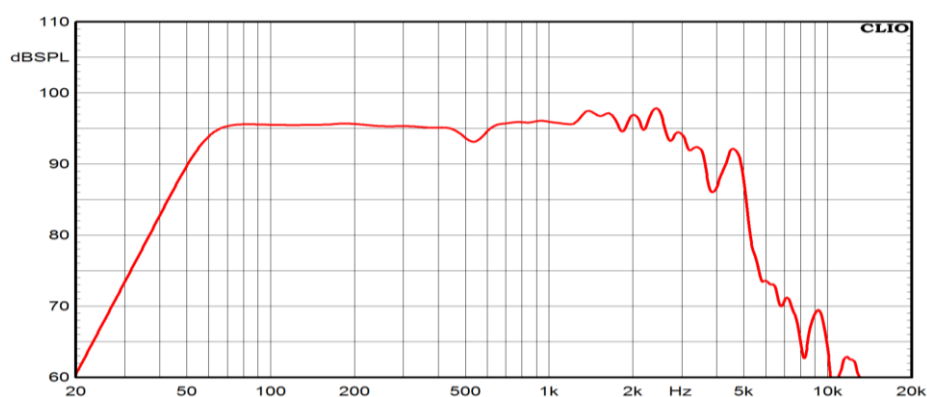
12" Ceramic Woofer

Program Power	700 W
Rated impedance	8 Ohm
Nominal diameter	12" - 320 mm
Sensitivity (2,83V/1m)	97 dB
Voice coil diameter	3 in - 75 mm
Frequency Range	45-2000 Hz

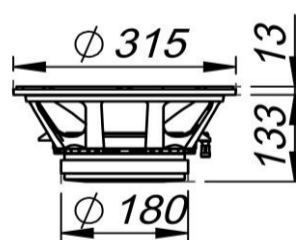
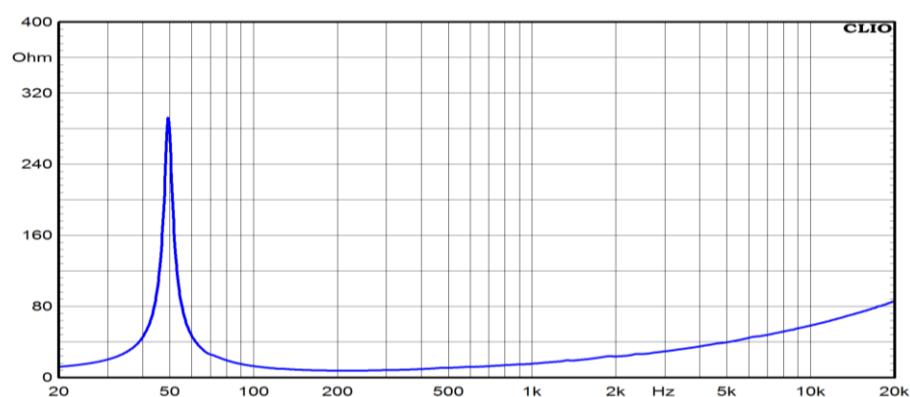
SPECIFICATIONS

Nominal Diameter	12" - 320 mm	
Rated Impedance	8 Ohm	
Nominal Power Handling ¹	350 W	
Program Power ²	700 W	
Sensitivity ³	97 dB	
Frequency Range ⁴	45-2000 Hz	
Minimum Impedance	-	
Basket Material	Diecast Aluminum	
Magnet Material	Ferrite	
Cone Material	Treated Cellulose	
Cone Shape	Exponential	
Surround	Doped fabric	
Suspension	Nomex Fabric	
Voice Coil Diameter	3 in - 75 mm	
Voice Coil Winding Material	Copper	
Voice Coil Length	17 mm - 0,67 in	
Voice Coil Former Material	Kapton	
Connection type	Push Button	
Ferrofluid	No	
Magnetic Gap Height	10 mm - 0,39 in	
Max. Peak to Peak Excursion	-	
Efficiency Bandwidth Product EBP	144	
Recommended Loading	Vented Box	
Volume / Tuning frequency	42 Lt (dm ³) - 1,483 cuft / 57 Hz	
Maximum recommended frequency	-	
Version - Part Code	8 Ohm	P12.75W1
	4 Ohm	P12.75W1-4

FREQUENCY RESPONSE CURVE ⁶



FREE AIR IMPEDANCE CURVE ⁷



T/S PARAMETERS

8 Ohm

Resonance frequency	Fs	49 Hz
DC Resistance	Re	5,9 Ohm
Mechanical Q Factor	Qms	15
Electrical Q Factor	Qes	0,34
Total Q Factor	Qts	0,33
BI Factor	Bl	18,9 Tm
Effective Moving Mass	Mms	65 g
Equivalent Gas air loaded	Vas	67 lt (dm ³) - 2,37 cuft
Suspension Compliance	Cms	-
Effective Piston Diameter	D	263 mm - 10,35 in
Effective piston area	Sd	543 cm ² - 84,17 sq in
Max. Linear Excursion ⁵	Xmax	6 mm - 0,24 in
Voice Coil Inductance @ 1kHz	Le	1,6 mH
Half-space Efficiency	η0	2,4 %

MOUNTING AND SHIPPING INFORMATION

Overall Diameter	315 mm - 12,4 in
Baffle Cutout Diameter	282 mm - 11,1 in
Flange and Gasket Thickness	13 mm - 0,51 in
Total Depth	146 mm - 5,75 in
Bolt Circle Diameter	295 mm - 11,61 in
Bolt Holes Quantity and Diameter	8 / 7 mm - 0,28 in
Net Weight	7,4 Kg - 16,3 lb
Shipping Units	1 Pc

NOTES

- Nominal power is determined according to AES2-1984 (r2003) standard.
- Program Power is defined as 3 dB greater than the Nominal rating.
- Sensitivity represents the averaged value of acoustic output as measured on the forward central axis of cone, at distance 1m, when connected to 2,83V sine wave test signal.
- Frequency range is given as the band of frequencies delineated by the lower and upper limits where the output level drops by 10 dB below the rated sensitivity in half space environment.
- Linear Math. Xmax is calculated as $(Hvc-Hg)/2 + Hg/4$ where Hvc is the coil depth and Hg is the gapdepth.
- Frequency response curve is measured in box.
- Impedance curve is measured in free air conditions at small signals.